

The Lincoln Impinger 1600 Series is a self-contained conveyerised Impinger gas oven that is stackable up to three high and designed for medium to large cooking outputs.

The Impinger has a 32" (812mm) wide x 40" (1016mm) deep baking chamber and a front access door with cool handle. The digital control panel makes it simple to adjust speed and temperature.

The low profile design allows for triple stacking within a manageable footprint (1387mm height to top conveyor).

Standard with FastBake™ technology which can reduce bake time by as much as 30% without increased noise levels or loss of product quality.

STANDARD FEATURES

- FastBake™ technology
- Stackable up to three oven cavities high
- 32" (813mm) wide, 73" (1854mm) long conveyor belt with product stop
- 40" (1016mm) baking chamber
- Temperature is adjustable from 121°C to 316°C
- Conveyor speed is adjustable from 1 minute to 30 minutes cooking time
- Front-loading access door with cool handle
- Direct conveyor drive is powered by an AC motor
- Stainless Steel top, front and sides
- Oven Start-Up/Check-Out by service agent included in price

OPTIONAL FEATURES

- 3/4" X 1200mm Flexible gas hose with quick disconnect - 432018-1200HK (other lengths available)



| DIMENSIONS | |
|--|--|
| 2032W x 1537D x 1121H mm (single deck) | |
| 2032W x 1537D x 1610H mm (double deck) | |
| 2032W x 1537D x 1692H mm (triple deck) | |

Clearance: Rear: 152mm Right side: 610mm

| PRODUCTION EXAMPLE PER DECK | |
|--|--|
| Single deck: 90 x 12" pizzas/hr at 6mins | |

| TECHNICAL DATA | |
|----------------------|--|
| Gas Connection: 3/4" | |

Gas Approval No: AGA 4930 G

| Model | Power Supply | Output |
|---|-----------------------------|----------------|
|  1633-NG | 1NAC 230V 1 Phase 50Hz 4amp | 116MJ per deck |
|  1634-LP | 2.5m Lead & Plug included | 116MJ per deck |

 Natural Gas  Propane Gas

SPECIFICATIONS ARE SUBJECT TO CHANGE WITHOUT NOTICE.



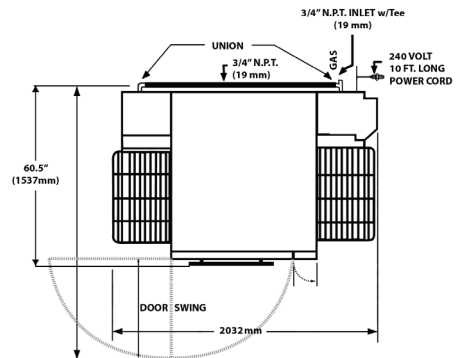
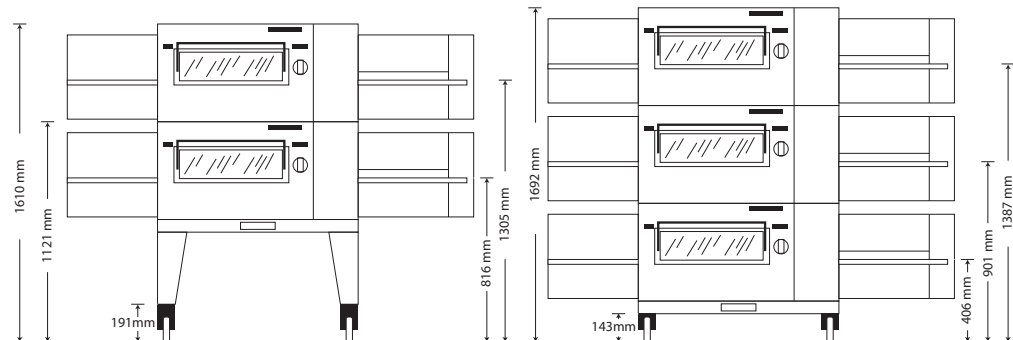
triple deck shown

ORDERING GUIDE

| Model Numbers | Qty | Description |
|-------------------------|-----|-------------------------|
| 1600 Single Deck | | |
| 1633-NG | 1 | Natural Gas |
| 1634-LP | | Propane Gas |
| 1609 | | Oven Top |
| 1627 | | Top Cap Motor Cover |
| 1612 | | High Stand With Casters |
| 1082 | | Take Off Shelf |

| | | |
|-------------------------|---|-------------------------|
| 1600 Double Deck | | |
| 1633-NG | 2 | Natural Gas |
| 1634-LP | | Propane Gas |
| 1609 | 1 | Oven Top |
| 1627 | 1 | Top Cap Motor Cover |
| 1612 | 1 | High Stand With Casters |
| 1082 | 2 | Take Off Shelf |

| | | |
|-------------------------|---|------------------------|
| 1600 Triple Deck | | |
| 1633-NG | 3 | Natural Gas |
| 1634-LP | | Propane Gas |
| 1609 | 1 | Oven Top |
| 1627 | 1 | Top Cap Motor Cover |
| 1610 | 1 | Low Stand With Casters |
| 1082 | 3 | Take Off Shelf |



(TOP VIEW)