



GENERAL CHARACTERISTICS

- Nominal content: 40, 60, 80, 100, 120 litre
- Kettle bowl in 316 acid resistant steel, all other parts in 304 stainless steel
- Full welded, insulated kettle body with etched volume markings
- Working pressure: 1,0 bar
- Max. steam temperature: 120° C
- Adjustable, vertical control box with IPX6 protection class
- Integrated isolator switch
- Pressure gauge
- Tilting height: Min. 600 mm from floor to bottom of pouring lip
- Unheated top for lower energy waste and better comfort
- Hinged easy open/close lid with gas-spring and ergonomic lid arm
- Lid made from stainless steel
- Safety device to prevent tilting with a closed lid
- Electric tilt with adjustable TiltBack
- Error codes for user errors and appliance faults
- Maximum temperature on the outside of the kettlebowl after 3 hours cooking: <40°C
- Working height: 900 mm
- Automatic filling of water in the steam generator
- Spray gun

CONTROL AUTO TEMP 32

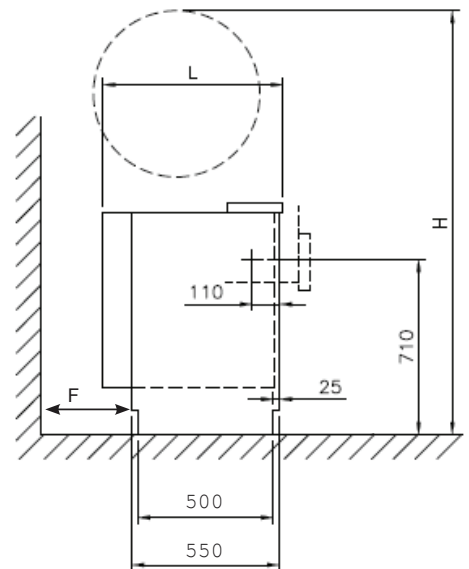
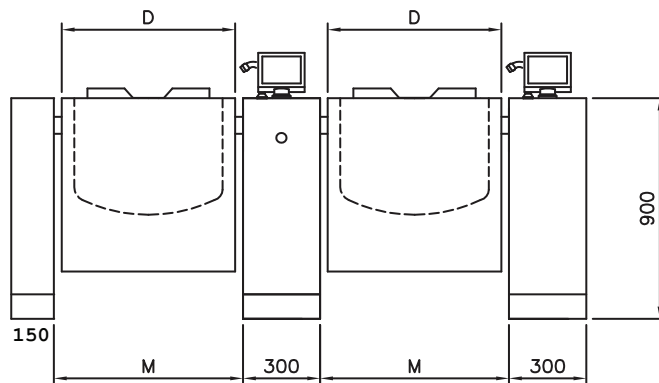
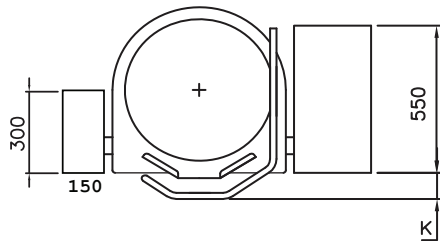
- Electronic control of the jacket temperature
- Timer for cooking time/hour
- Clock
- Electronic water flow meter with drip-free spout
- Access code can be selected
- Two sets of arrow keys for fast, precise setting

OPTIONS

- Connection for Power-Management-System
- Rotatable lid
- Drain valve/ Butterfly valve

VARIANTS

- Can be built together with Multi, MultiMix and OptiMix
- Mounting pillar to the left



Product Code	Type	Dimensions								Electric Version			Water		
		C (mm)	D (mm)	H (mm)	K (mm)	L (mm) 550 pillar	M (mm)	F (mm)	Nom/brim volume (L)	Weight (kg)	Rated Power (kW)	Current consumption (A)	Time to boil 10-90°C (min)	COLD	HOT
AUI01001	Opti 40	20	546	1715	115	586	646	218	40/48	209	15	3x22	15	1/2", 1.5-6 bar	1/2", 1.5-6 bar
AUI01003	Opti 60	20	595	1739	115	635	695	294	60/70	222	15	3x22	23		
AUI01005	Opti 80	20	625	1808	115	750	725	355	80/91	238	15	3x22	30		
AUI01007	Opti 100	20	675	1828	115	750	775	406	100/113	251	20	3x29	28		
AUI01009	Opti 120	20	675	1828	115	750	775	458	120/133	271	20	3x29	34		

SPECIFICATIONS ARE SUBJECT TO CHANGE WITHOUT NOTICE. Drawing and mounting can not be made from these data alone. Further measurements, other voltages and connections and information about electrics, water, steam, compressed air and special conditions regarding leakage current is available in the complete technical data.