



HIKU26A-HC

BENCH TOP ICE CUBE MACHINE AND DISPENSER

The Brema HIKU26A-HC is a benchtop ice machine and dispenser that produces 24kg of ice per 24 hours and has storage capacity of 7kg.

The HIKU26A-HC produces crystalline 13g cubes and has an added ice dispenser function. It uses an optical sensor to dispense the ice making it completely hands-free, avoiding any human contact with the ice or the machine.

Designed to be installed on a bench or a stainless steel Brema HIKU TOWER, this HIKU26A is perfect for hotels, hospitals, canteens and anywhere that optimum sanitation is of fundamental importance.

STANDARD FEATURES

- 24kg production per 24 hours
- 7kg storage capacity
- Optical sensor ice dispenser
- Produces crystalline 13g cubes
- Production rated at 21°C air and 15°C water
- Fully insulated internal storage bin
- Electromechanical operation
- Stainless steel spray arm

STANDARD ACCESSORIES

- Water inlet hose
- Drainage hose
- External water filter
- Pressure limiting valve

DIMENSIONS

395W x 530D x 790H mm

Clearances: Rear: 100mm Sides: 100mm

POWER SUPPLY

240V 50Hz 10A single phase (plugged)

CONNECTIONS

3/4" Water inlet, 24mm Water outlet & Electrical connection

	W	H
Water inlet	191 mm	136 mm
Water Outlet	197 mm	36 mm
Electrical Connection	175 mm	211 mm

TECHNICAL DATA

Energy Consumption: 290W

Production 24h: 24kg

Storage Capacity: 7kg

Cooling System: Air

Cube: 13g

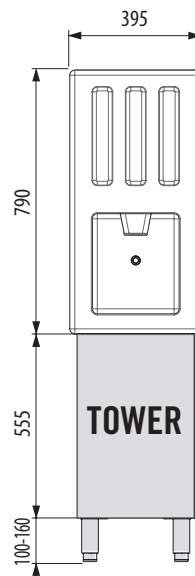

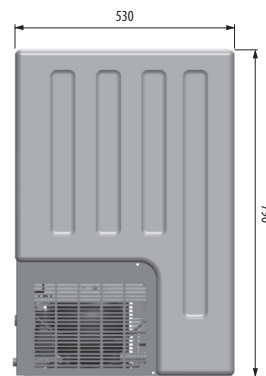
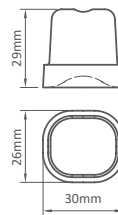
Refrigerant: R290

Weight: 41kg

WaterMark: Yes



13g Cubes



*HIKU26 shown with optional tower



SPECIFICATIONS ARE SUBJECT TO CHANGE WITHOUT NOTICE.



www.comcater.com.au



contactus@comcater.com.au